Analytics | All accounts > Software Development ... softwaredevelopmentontari...

Try searching "top countries by users"

- Reports snapshot
- Realtime overview
- Realtime pages

Business objectives
- Generate leads
- Drive sales
- Understand web and/or app t...
- View user engagement & rete...

User
- User attributes
- Tech

Library

All Users | Add comparison

Last 90 days Sep 13 - Dec 11, 2025

Reports snapshot

Active users 298 | New users 291 | Average engagement time per active us 1m 16s

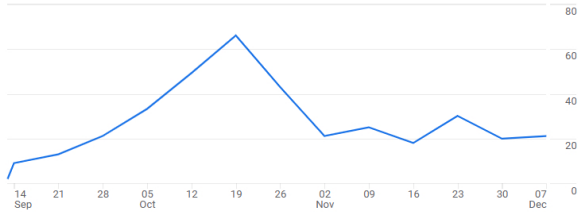

ACTIVE USERS IN LAST 30 MINUTES

0

ACTIVE USERS PER MINUTE

TOP COUNTRIES	ACTIVE USERS
No data available	

View realtime

Insights 1

RECOMMENDATION New

Link your Search Console property "https://softwaredevelopmentontario.ca/" to see which search queries and landing pages drive the most engaged users, and analyze their behavior

1 min setup

View all insights

New users by First user primary channel group (Default Channel Group)

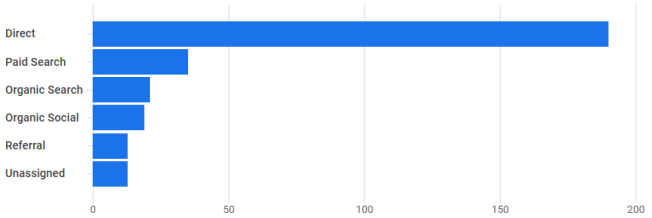

View user acquisition

Sessions by Session primary channel group (Default Channel Group)

SESSION PRIMARY CHANNEL GROUP (D...	SESSIONS
Direct	370
Organic Social	107
Organic Search	74
Paid Search	35
Unassigned	26
Referral	14

View traffic acquisition

Active users by Country

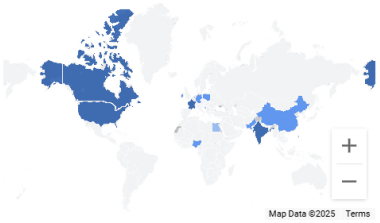

COUNTRY	ACTIVE USERS
United States	58
Canada	52
France	43
Bangladesh	33
India	27
Ireland	7
Pakistan	6

View countries

User activity over time

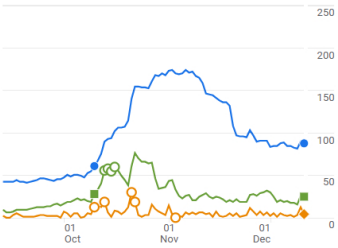

30 DAYS 87

7 DAYS 25

1 DAY 4

User activity by cohort

Based on device data only

	Week 0	Week 1	Week 2	Week 3	Week 4	Week 5
All Users	100.0%	5.0%	2.5%	1.6%	2.2%	0.0%
Oct 26 - Nov 1						
Nov 2 - Nov 8						
Nov 9 - Nov 15						
Nov 16 - Nov 22						
Nov 23 - Nov 29						
Nov 30 - Dec 6						

6 weeks ending Dec 6

View retention

Views by Page title and screen class

PAGE TITLE AND SCREEN CLASS	VIEWS
Custom Software Development Com...	545
Our Work | Software Development P...	102
Contact Us | Software Development ...	81
Custom Software Development Serv...	68
SDO Custom Softwares - Software D...	63
About Us | Software Development O...	49
Custom Software Development Com...	43

View pages and screens

Event count by Event name

EVENT NAME	EVENT COUNT
page_view	1.1K
user_engagement	816
session_start	626
first_visit	291
scroll	261
click	128
click to chat	10

View events

Key events by Event name

EVENT NAME	KEY EVENTS
No data available	

Average 120d value by First user primary channel group (Default Channel Grou...

View user acquisition cohorts

Items purchased by Item name

ITEM NAME	ITEMS PURCHASED
No data available	

View ecommerce purchases

Key events by Platform

View tech details

© 2025 Google | Analytics home | Terms of Service | Privacy Policy | Send feedback